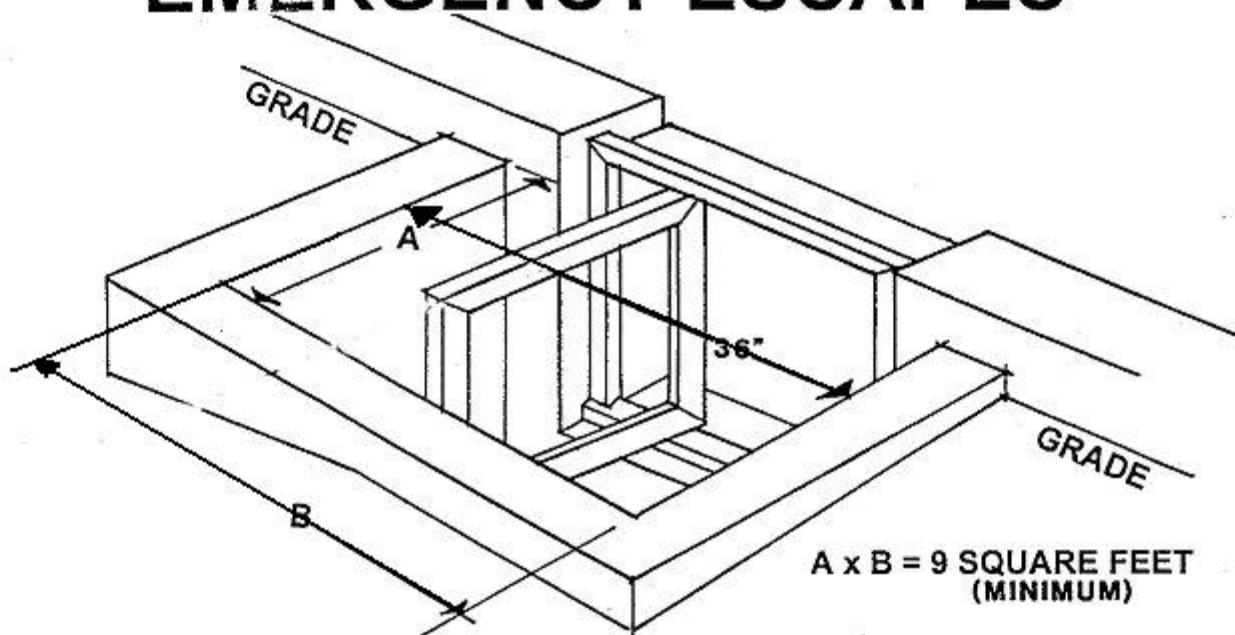
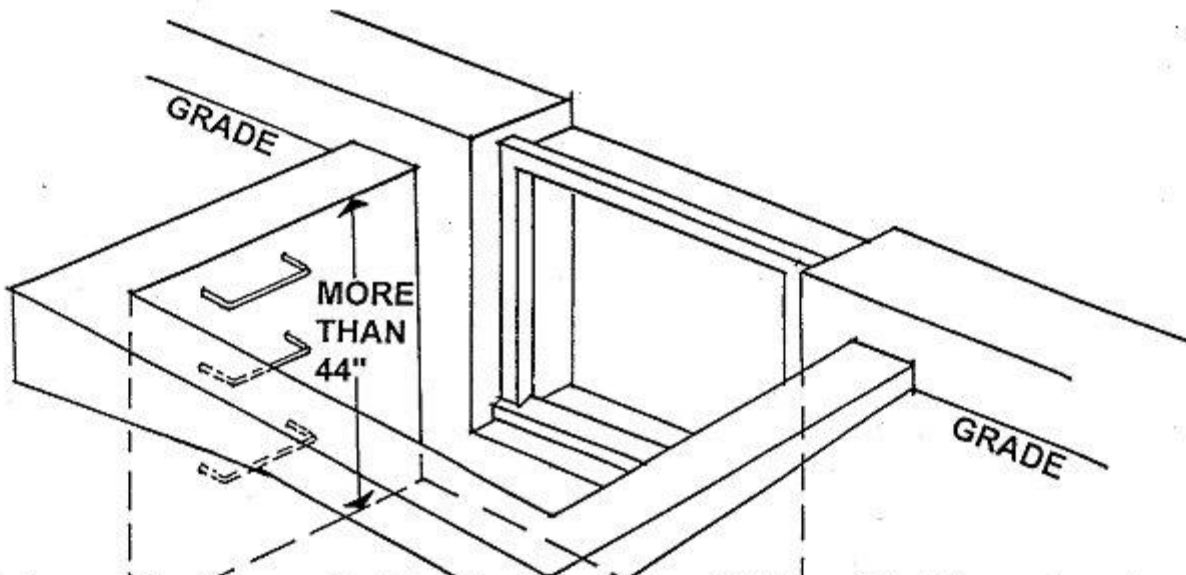


ACCESS AND EXIT FACILITIES AND EMERGENCY ESCAPES



The clear horizontal dimensions shall allow the window to be fully opened and provide a minimum accessible net clear opening of 9 square feet, with a minimum dimension of 36 inches.

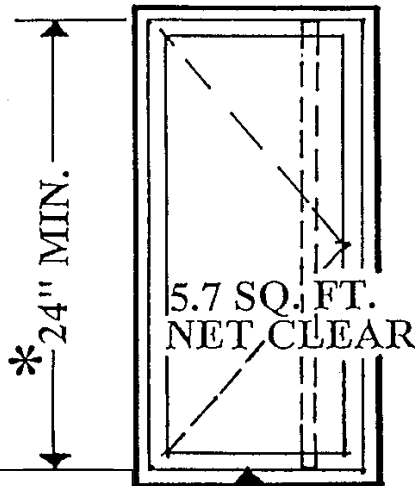


Window wells with a vertical depth of more than 44 inches shall be equipped with an approved permanently affixed ladder or stairs that are accessible with the window in the fully open position. The ladder or stairs shall not encroach into the required dimensions of the window well by more than 6 inches.

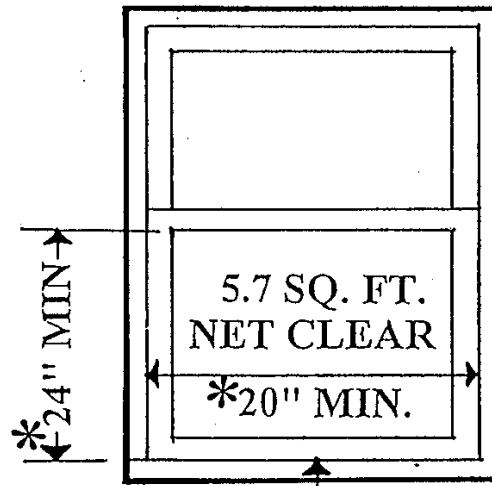
ESCAPE AND RESCUE WINDOWS



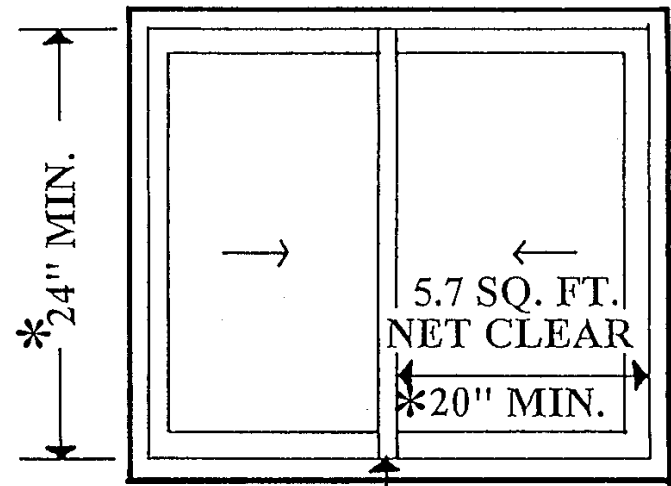
CASEMENT



DOUBLE HUNG



SLIDE BY



NOTE: In certain areas a window opening may be reduced to 5 SQ. FT. See your Building Department for further details.

In general, if the sill height is not more than 44" above or below ground level adjacent to opening than a 5 SQ. FT. clear opening window may be used.

MAXIMUM OF 44 INCHES MEASURED FROM FLOOR TO HIGHEST PORTION OF SILL

* **NOTE: 20" & 24" ARE MINIMUM DIMENSIONS IN WIDTH & HEIGHT. TOTAL ESCAPE AREA MUST ALWAYS BE 5.7 SQ. FT. NET**

CITY OF SHOREVIEW

DATE: _____

(651-490-4600 / Fax 651-490-4696)

BUILDING PERMIT APPLICATION

All applicants complete general information and signature section.

One and two family dwelling projects complete Section A or B

Commercial projects complete Section C or D on Reverse or Second Page

GENERAL INFORMATION

Site Address: _____

Owner: _____ Phone: _____

Address: _____

Lot: _____ Block: _____ Subdivision: _____

Contractor: _____ Phone: _____

Complete Address: _____ Fax: _____

License Number: _____ Type: _____ Expiration Date: _____

Estimated Completion Date: _____

SIGNATURE

THIS IS AN APPLICATION FOR A PERMIT. NOT THE ACTUAL PERMIT.

THE UNDERSIGNED HEREBY AGREES TO ALL WORK IN ACCORDANCE WITH SHOREVIEW CITY CODE AND THE RULING OF THE INSPECTIONS DIVISION.

Applicant's Signature: _____ Work Phone: _____

Applicant's Name (print): _____ Home Phone: _____

A. ONE AND TWO FAMILY DWELLINGS (R-3 OCCUPANCIES) (NEW CONSTRUCTION)

Value of Dwelling Excluding Land: _____

Square Footage: 1st _____ 2nd _____ 3rd _____ 4th _____

Basement Square Footage: Finished _____ Unfinished _____

Garage Square Footage: _____

B. ONE AND TWO FAMILY DWELLINGS (MISCELLANEOUS)

Addition: ___ Deck: ___ Basement Finish: ___ Remodel: ___ Repair: ___ Reside: ___ Pool: ___ Re-roof: ___

Driveway: ___ Fence: ___ Shed: ___ Demolition: ___ Move: ___ Retaining Wall: ___ Other: ___

Explain: _____

Dimension: _____ Square Footage: _____ Value of Improvement: _____

C. COMMERCIAL/INDUSTRIAL (NEW)

Use/Occupancy: A-1:___ A-2:___ A-3:___ A-4:___ A-5:___ B:___ E:___ F-1:___ F-2:___ H-1:___ H-2:___ H-3:___ H-4:___
H-5:___ I-1:___ I-2:___ I-3___ I-4:___ M:___ R-1:___ R-2:___ R-3:___ R-4:___ S-1:___ S-2:___ U:___

Type of Construction (circle): Type: I II III V **AND** A or B **OR** Type: IV HT

Square Footage: _____

Sprinkled: Yes___ No___ Zoning District: _____ Value of Improvement _____

D. COMMERCIAL (OTHER)

Owner/Tenant: _____ Phone: _____

Current Address: _____

Tenant Finish:___ Addition:___ Alteration:___ Repair:___ Other:___

Explain: _____

Occupancy Classification:___ Type of Construction:___ Estimated Completion Date: _____

Value of Improvement: _____

FOR OFFICE USE ONLY

Approvals:

FLOOD DETERMINATION: _____ ZONE: _____ DATE: _____

ENGINEERING: _____ DATE: _____

PLANNING: _____ DATE: _____

Does/Did this project require City Council or Planning Commission authorization: ___ Yes ___ No

Did the City Council or Planning Commission impose any conditions of approval: ___ Yes ___ No
(---If yes attach a copy---)

FEES

Erosion Control Escrow	\$ _____	SAC (___ Units)	\$ _____
Erosion Control Inspection	\$ _____	Water Connection Charge	\$ _____
Grading Certificate Escrow	\$ _____	Water Area Connection	\$ _____
Planning and Landscape Escrow	\$ _____	Water Source and Supply	\$ _____
Street Repair	\$ _____	Water Meter	\$ _____
		Sales Tax	\$ _____
		Sewer Connection Charge	\$ _____
		Sewer Area Connection	\$ _____